



Solar



FATH Solar GmbH
Gewerbepark Hügelmühle 31
91174 Spalt
Germany
Phone: +49 (0) 9175 7909-140
Fax: +49 (0) 9175 7909-149
E-mail: info@fath-solar.com
<http://www.fath-solar.com>

Data acquisition sheet for a Photovoltaic Solar Power Facility (PV Facility)

1. Customer Data

Company		
Name	Surname	
Address		
Zip Code / City		
Phone	Fax	
Mobile	E-mail	


2. Delivery Address

Name	Surname
Address	
Zip Code / City	
Phone	Fax


3. Location of the PV Facility (according to DIN 1055)

Altitude above sea level	Meter
Snow load area	
Wind load area	


Terrain category (please choose below):




Terrain Category 1
Flat, even country without any barrier.



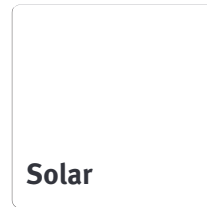
Terrain Category 2
Terrain with hedgerows, single homesteads, homes or trees, e.g. agricultural country.



Terrain Category 3
Suburbs, industrial or commercial areas, woods.

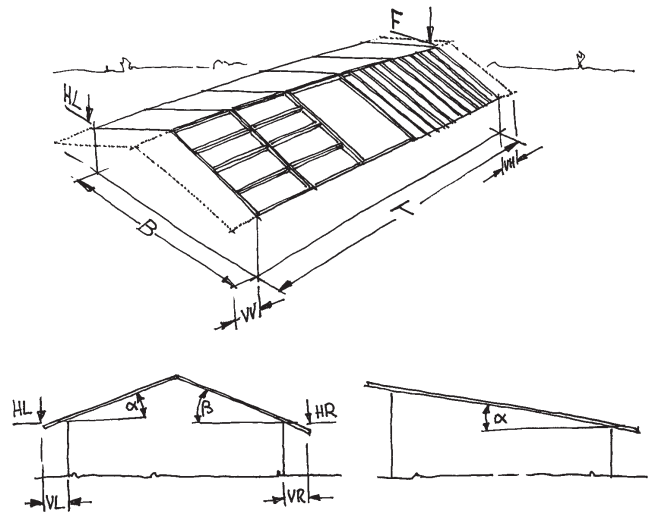


Terrain Category 4
Urban areas: more than 15 % of the area with buildings higher than 15 m.



4. Building Specifications

Width without projecting roof	B =	Meter
Length without projecting roof	T =	Meter
Frontside projecting roof	VV =	Meter
Backside projecting roof	VH =	Meter
Left side projecting roof	VL =	Meter
Right side projecting roof	VR =	Meter
Left side eaves height	HL =	Meter
Right side eaves height	HR =	Meter
Ride height	F =	Meter
Left side roof slope	α =	Degrees
Right side roof slope	β =	Degrees
Snow load		kN/m ²




5. Roof Design

Trusses made of	Wood <input type="checkbox"/>	Steel <input type="checkbox"/>	Concrete <input type="checkbox"/>
Truss spacing	<input type="text"/> Meter		
Purlins made of	Wood <input type="checkbox"/>	Steel <input type="checkbox"/>	Concrete <input type="checkbox"/>
Purlin / stringer spacing	<input type="text"/> Meter	<input type="text"/> Meter	
Purlins	Width: <input type="text"/> mm	Height: <input type="text"/> mm	
Nail plate truss	Width: <input type="text"/> mm		
Roof boarding	Thickness: <input type="text"/> mm		
Insulation	Thickness: <input type="text"/> mm		
Battens	Width: <input type="text"/> mm	Height: <input type="text"/> mm	
Counter battens	Width: <input type="text"/> mm	Height: <input type="text"/> mm	
Roofing	Type (tiles)		
	Product designation		
	Manufacturer		

6. Facility's Substructure

Frame shape	one-layer <input type="checkbox"/>	in-roof <input type="checkbox"/>
	double layer <input type="checkbox"/>	flat roof <input type="checkbox"/>
	stilted, panel orientation horizontal <input type="checkbox"/>	facade <input type="checkbox"/>
	stilted, panel orientation vertical <input type="checkbox"/>	free field <input type="checkbox"/>
Other frame shape	<input type="text"/>	



7. Workplace Safety

Responsible for scaffolding

Scaffolding Company

Client

FATH Solar

8. Electric Installations DC

Roof cable throughlet
Distance from throughlet
to power inverter

short description, e.g. »left eaves«

Meter

Cable laying system to inverter

(e.g. »cable channel«, »cable tray« etc.)

--

Inverter location (e.g. »basement«)

--

Mounting ground for inverter

--

Electric Installation Specialist

Company

--

Name

Surname

--	--

Address

--

Zip Code / City

--

Phone

Fax

--	--

Mobile

--

9. Electric Installations AC

Registration at power company

(who?)

--

Completion confirmation to PC

(who?)

--

Certificates

(who?)

--

Free counter terminal

yes

no

Approved inverter power

kW

--

Distance: panel – counter

Meter

--

Wire gauge: panel – counter

mm²

--

Wire gauge: counter – main fuse

mm²

--

Main fuse

Ampère

--

Description

Description

Description

Present ground strap / earthing

yes

no

Cable laying system

inverter – panel

--

Cable laying system

panel – counter

--

